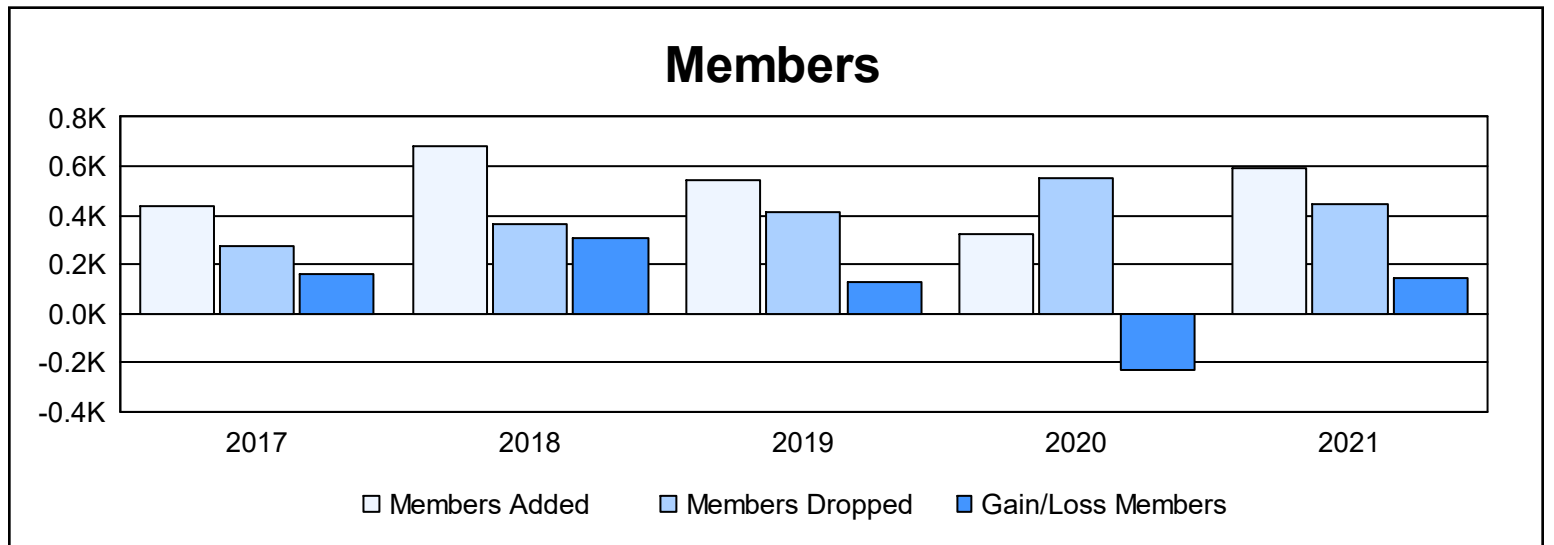
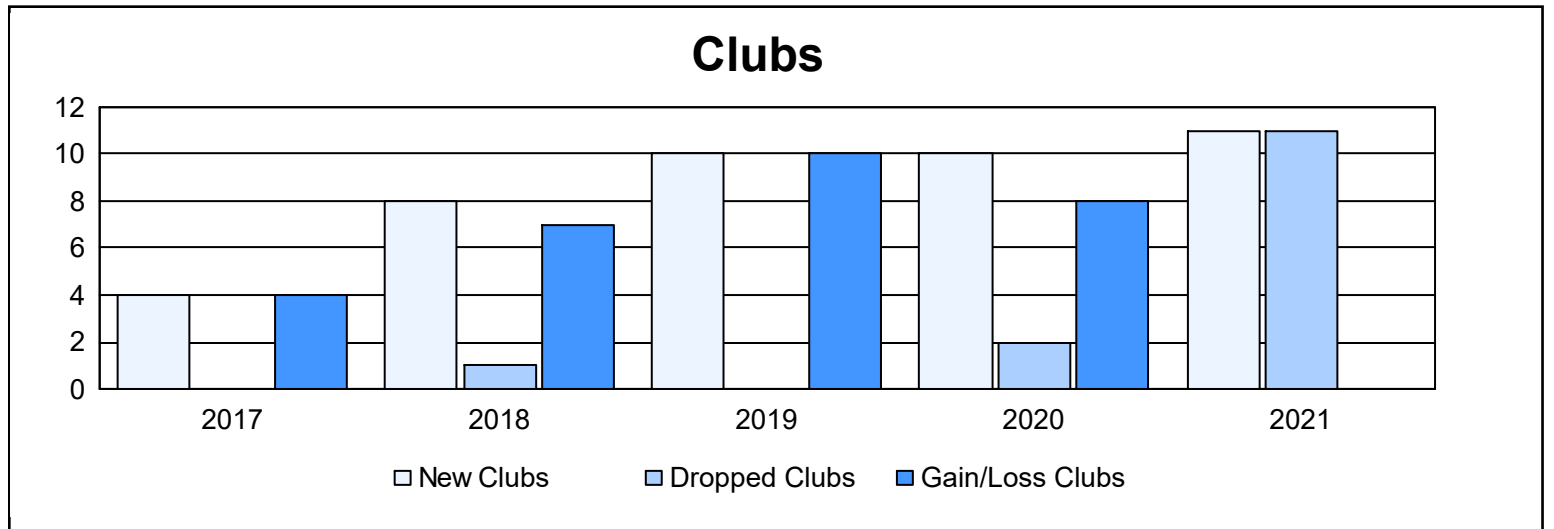
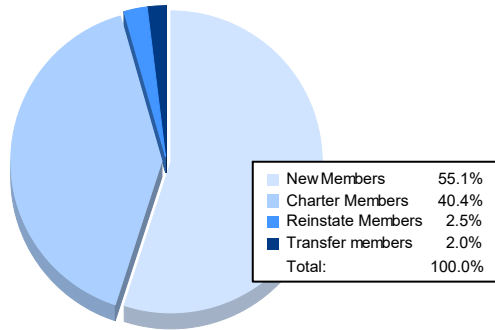


Year	New Clubs	Dropped Clubs	Gain/ Loss Clubs	New Members	Charter Members	Reinstate Members	Transfer Members	Total Member Added	Total Members Dropped	Gain/ Loss Members
2016-2017	4	0	4	236	129	73	1	439	275	164
2017-2018	8	1	7	441	208	19	10	678	368	310
2018-2019	10	0	10	194	315	32	2	543	416	127
2019-2020	10	2	8	89	197	39	0	325	554	-229
2020-2021	11	11	0	327	240	15	12	594	449	145
<b>Average</b>	<b>9</b>	<b>3</b>	<b>6</b>	<b>257</b>	<b>218</b>	<b>36</b>	<b>5</b>	<b>516</b>	<b>412</b>	<b>103</b>



### Membership Composition June 2021 Cumulative



### Gender Composition June 2021 Cumulative

